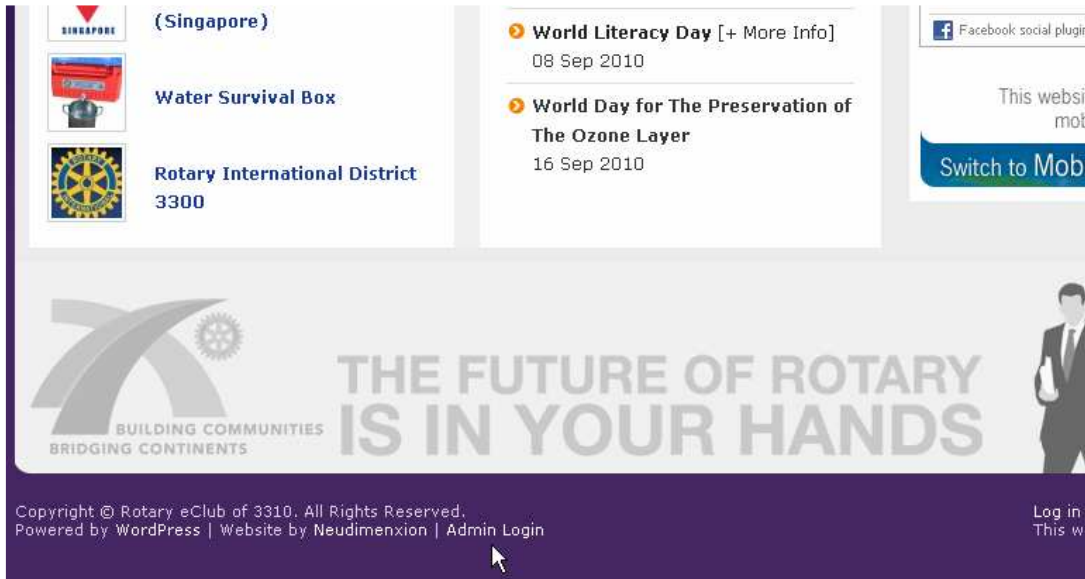


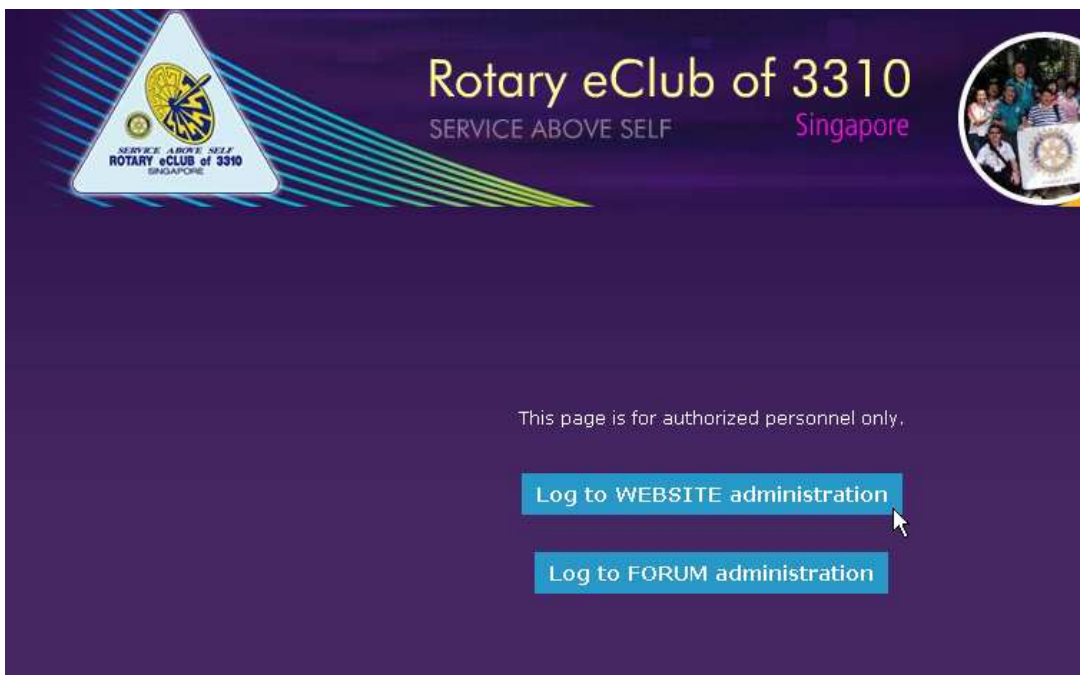
To Post A New / Edit Existing President Message

Browse <http://www.rotaryclub3310.org/>

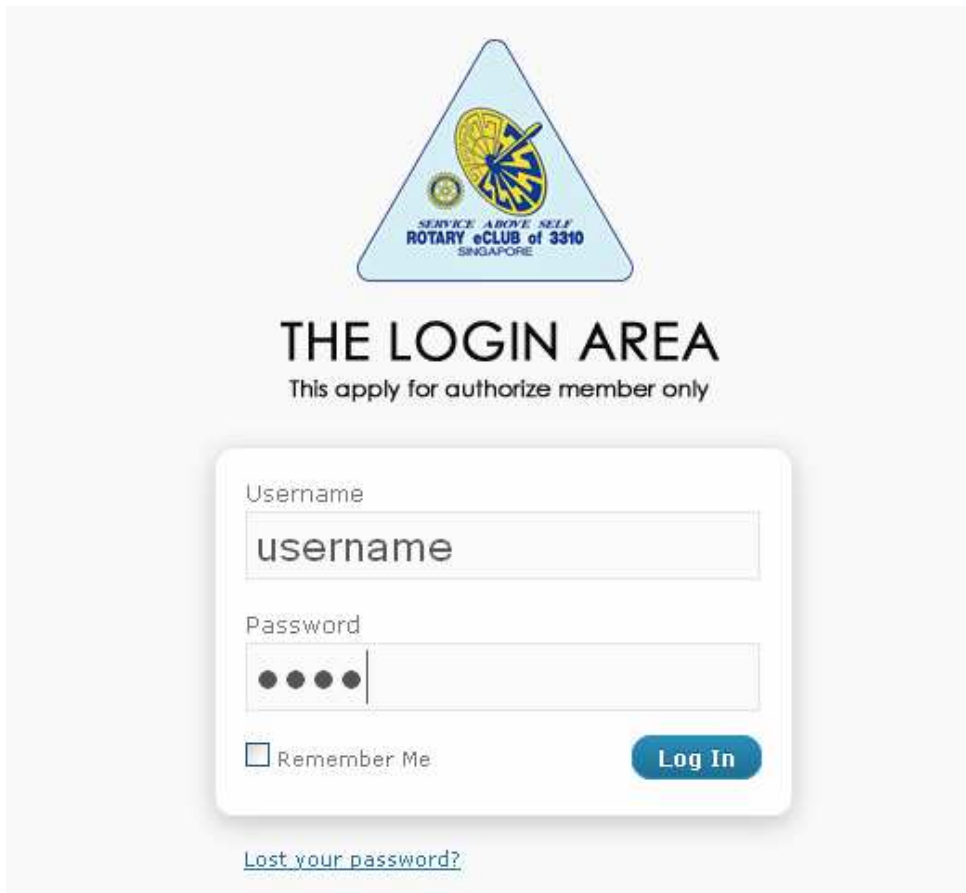
Scroll to bottom of page and click **Admin Login**



Click on the first button **Log to WEBSITE administration**

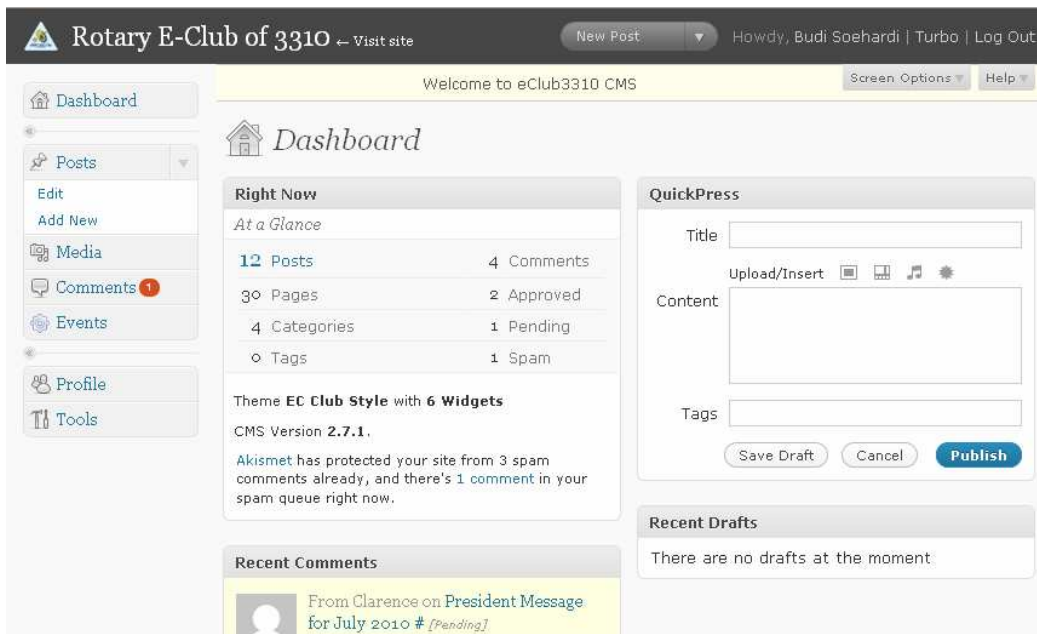


Key in your login info given to you accordingly



The login area features the Rotary logo at the top, which includes the text "SERVICE ABOVE SELF", "ROTARY eCLUB of 3310", and "SINGAPORE". Below the logo, the heading "THE LOGIN AREA" is displayed, followed by the instruction "This apply for authorize member only". The login form contains a "Username" field with the text "username" entered, a "Password" field with five dots, a "Remember Me" checkbox, and a blue "Log In" button. A link for "[Lost your password?](#)" is located below the form.

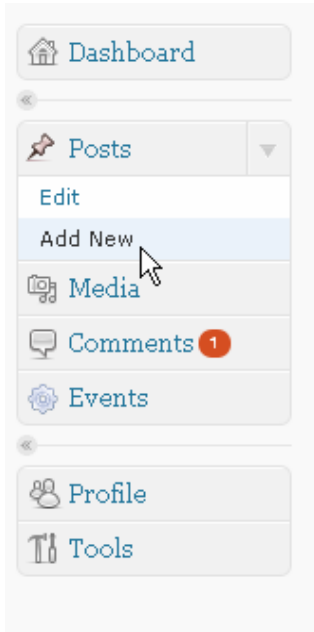
Once successfully login, you will see the entering Dashboard



The dashboard header shows "Rotary E-Club of 3310" with a "Visit site" link, a "New Post" button, and a user profile for "Howdy, Budi Soehardi | Turbo | Log Out". The main content area is titled "Welcome to eClub3310 CMS" and includes "Screen Options" and "Help" links. A left sidebar contains navigation links for "Dashboard", "Posts" (with sub-links for "Edit" and "Add New"), "Media", "Comments" (with a red notification icon), "Events", "Profile", and "Tools". The main dashboard area is titled "Dashboard" and features a "Right Now" section with a table:

At a Glance	
12 Posts	4 Comments
30 Pages	2 Approved
4 Categories	1 Pending
0 Tags	1 Spam

Below the table, it states "Theme EC Club Style with 6 Widgets" and "CMS Version 2.7.1". A message from Akismet indicates protection from 3 spam comments and 1 pending comment. A "Recent Comments" section shows a comment from Clarence on "President Message for July 2010 # [Pending]". On the right, a "QuickPress" form is available for creating new posts, and a "Recent Drafts" section shows "There are no drafts at the moment."

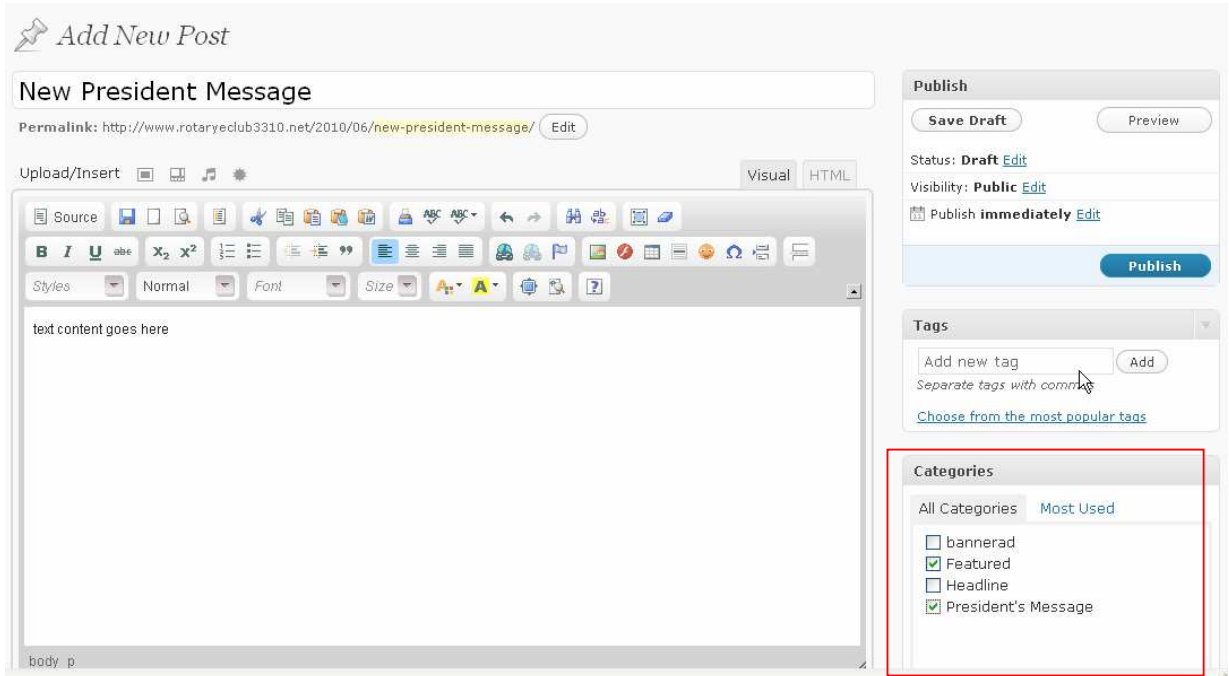


To add **new President Message**, click Add New under the 'Posts' section in the left panel

Likewise, if you need to **edit existing President Message**, do click on Edit

Add in the content accordingly.

Under the Categories panel on the right, please tick **'Featured'** and **'President's Message'**



Scroll to the bottom of the page until you see the **Custom Fields**

Send Trackbacks

Send trackbacks to:

(Separate multiple URLs with spaces)

Trackbacks are a way to notify legacy blog systems that you've linked to them. If you link other WordPress blogs they'll be notified automatically using [pingbacks](#), no other action necessary.

Custom Fields

Add new custom field:

Name	Value
- Select -	

[Enter new](#)

Add Custom Field

Custom fields can be used to add extra metadata to a post that you can [use in your theme](#).

Select author and put value as **true**

Custom Fields

Add new custom field:

Name	Value
- Select -	

author
featuredtext
Image
links_to
links_to_target
views

ta to a post that you can [use in your th](#)

Custom Fields

Add new custom field:

Name	Value
author	true

[Enter new](#)

Add Custom Field

Click **Add Custom Field** button

Custom Fields

Add new custom field:

Name	Value
author	true

[Enter new](#)

Add Custom Field

Custom fields can be used to add extra metadata to a post that you can [use in your theme](#).

Custom Fields

Name	Value
author	true

Delete Update

Add new custom field:

Name	Value
- Select -	

[Enter new](#)

Add Custom Field

Custom fields can be used to add extra metadata to a post that you can [use in your theme](#).

Scroll back to the top and on the right side, you will see the Publish panel. Click **Publish** blue button to publish your new message online.

Publish

Save Draft Preview

Status: **Draft** [Edit](#)

Visibility: **Public** [Edit](#)

Publish **immediately** [Edit](#)

Publish

Browse back to the <http://www.rotaryclub3310.org/>

You will see your new message is display on the top right area '**Words from the President**' of the website

The screenshot shows the website for Rotary eClub of 3310, Singapore. The header features the club's name and logo, along with navigation links: 'About E-Club 3310', 'About Rotary', 'Forum', 'Media', and 'Make Up'. A search bar is also present. The main content area is divided into two columns. The left column displays a news article titled 'Kick Polio Out of Africa' with a photo of a man in a white shirt and green tie. The right column is titled 'Words from the President' and features a photo of Mr. Budi Soehardi, the club's president for 2010-2011. Below this, a list of 'President's Messages' for each month from February to July 2010 is provided, including dates, comment counts, and view counts.

Rotary eClub of 3310

SERVICE ABOVE SELF Singapore

About E-Club 3310 About Rotary Forum Media Make Up Search the archive...

3310

Kick Polio Out of Africa'

In the months leading up to the FIFA World Cup in June, Rotary clubs across Africa have been gearing up for the final push to kick polio out of the continent. On 23 February, Rotary's 105th anniversary, a Kick Polio Out of Africa campaign launched with the symbolic kicking of a soccer ball signed by Archbishop Emeritus Desmond Tutu, a polio survivor.

Read the full story »

Words from the President

Mr. Budi Soehardi
President of Rotary Eclub of 3310 (2010-2011). This column is updated monthly.

President Message for July 2010
[28 Jun 2010 | No Comment | 8 views]

President's Message for June 2010
[10 Jun 2010 | 2 Comments | 43 views]

President's Message for May 2010
[12 May 2010 | No Comment | 492 views]

President's Message for April 2010
[14 Apr 2010 | No Comment | 183 views]

President's message for March 2010
[5 Mar 2010 | No Comment | 550 views]

President's Message for February 2010
[7 Feb 2010 | No Comment | 553 views]