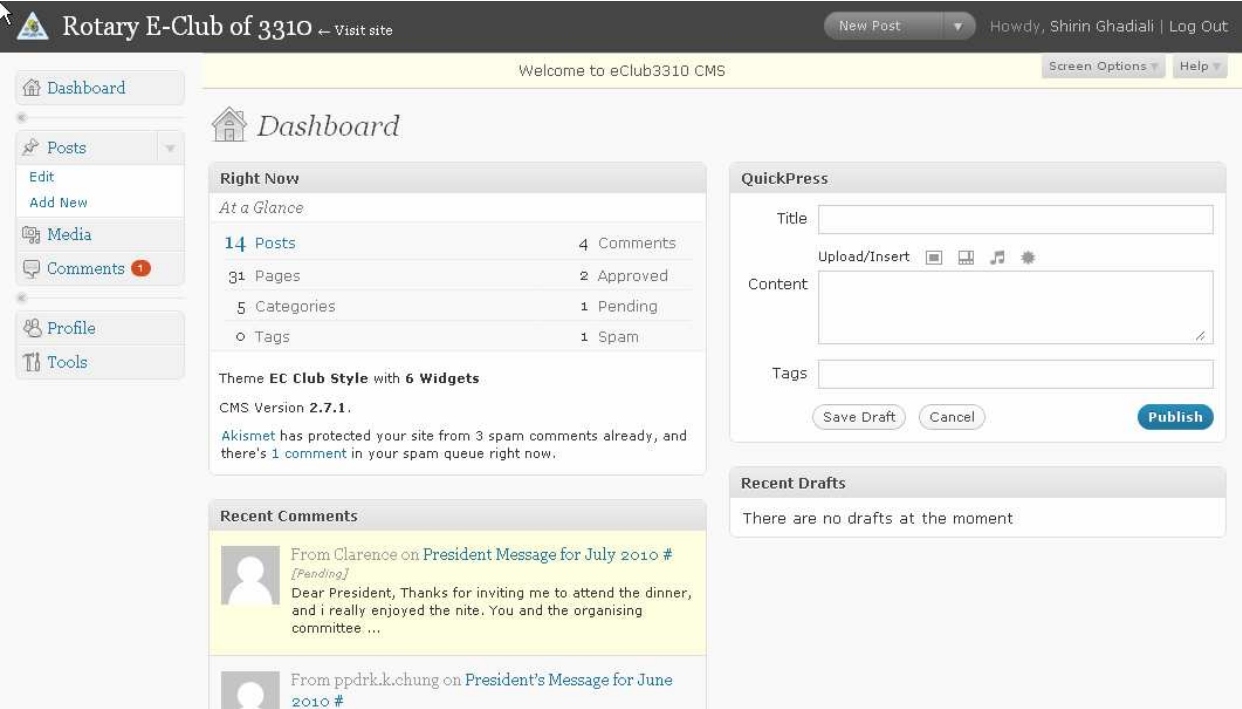
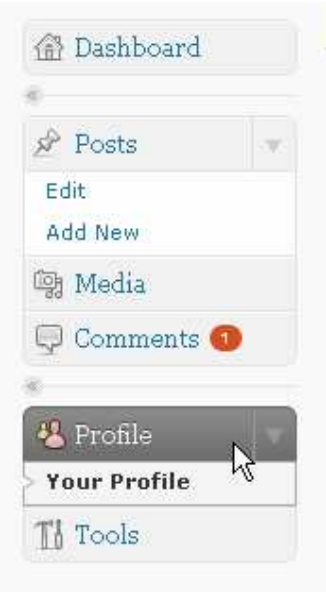


Edit User Profile

Once you have successfully login, you will see the dashboard



Click Profile > Your Profile



Once you have completed the update for your profile, click Update Profile blue button at the bottom

New Password

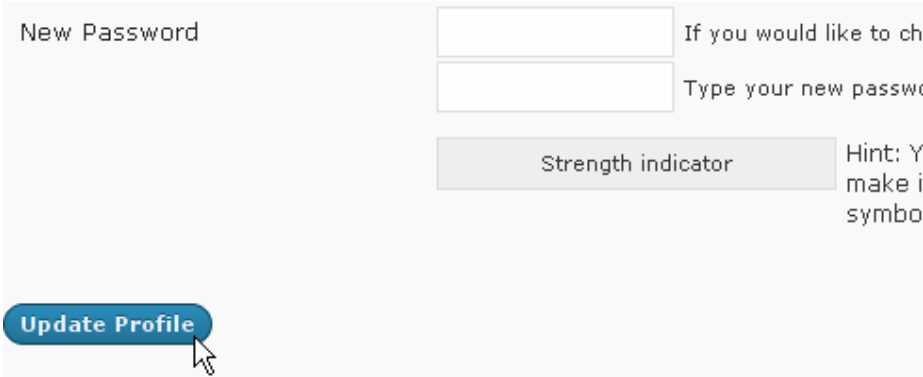
If you would like to ch

Type your new passwo

Strength indicator

Hint: Y
make i
symbo

Update Profile

A screenshot of a web form for updating a profile. The form is light gray and contains several elements: a label 'New Password' on the left; two empty text input boxes stacked vertically on the right; a label 'If you would like to ch' to the right of the top input box; a label 'Type your new passwo' to the right of the bottom input box; a gray rectangular box labeled 'Strength indicator' below the input boxes; a hint text 'Hint: Y', 'make i', and 'symbo' to the right of the strength indicator box; and a blue rounded rectangular button labeled 'Update Profile' at the bottom left. A mouse cursor is pointing at the 'Update Profile' button.